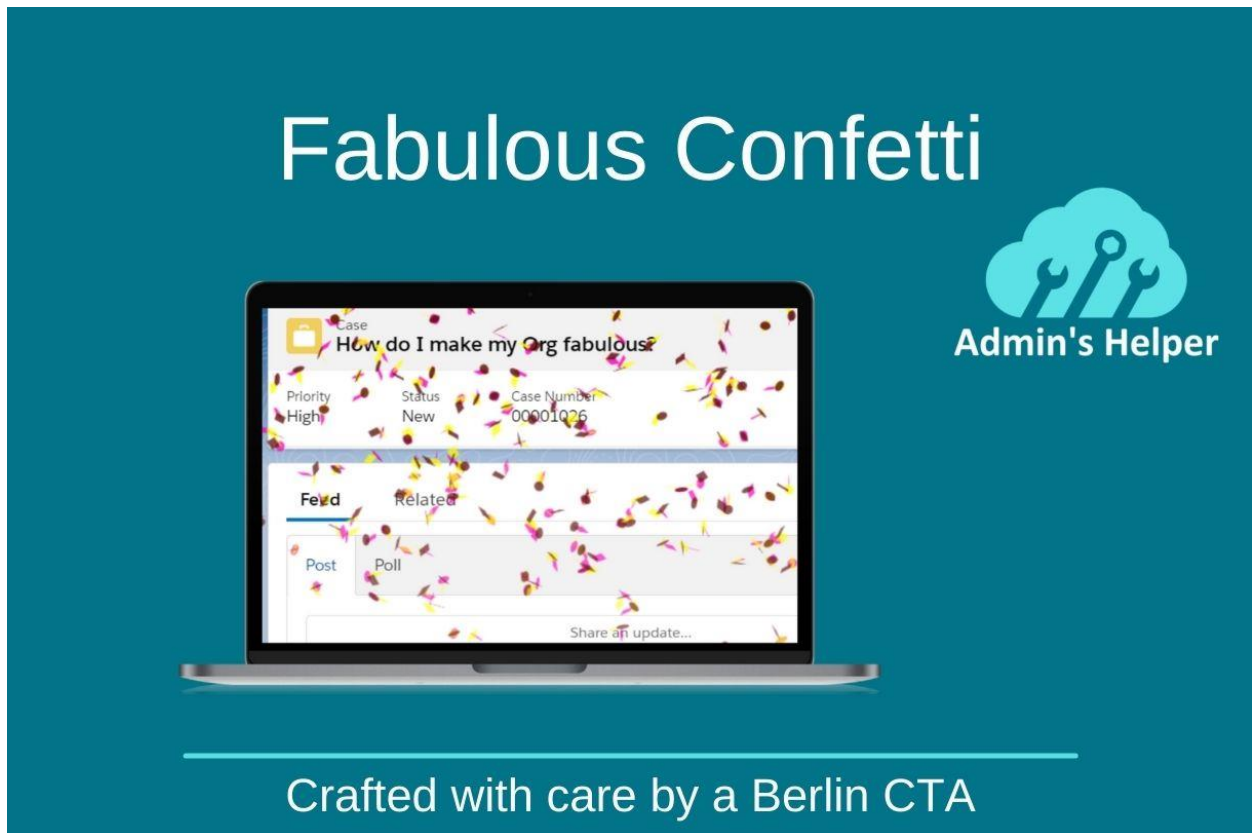


Fabulous Confetti Installation Manual

29.08.2021

Version 1.5



Contents

30-minute Setup Guarantee	2
Pre-Requisites:	2
Installation	2
Permission Set.....	3
Initial Setup	3
Configuration Options:.....	4
FAQ.....	4
Credits	5



30-minute Setup Guarantee

We want to make the installation as easy as possible. If you have any issues installing or setting up the Package “Fabulous Confetti” don’t hesitate to write an email and we will come back as fast as possible. We only stop when you are up and running!

Email: johann@cloudjohann.com

Pre-Requisites:

Editions:

The App supports Enterprise Edition, Unlimited Edition, and Performance Edition.


Lightning:

This App only supports Lightning Experience.

Installation

Get the AppExchange Package on AppExchange and Click “Get It Now”.

Select “Install for Admins only” and click “Install”.



Install Fabulous Confetti

By Admin's Helper

Install for Admins Only

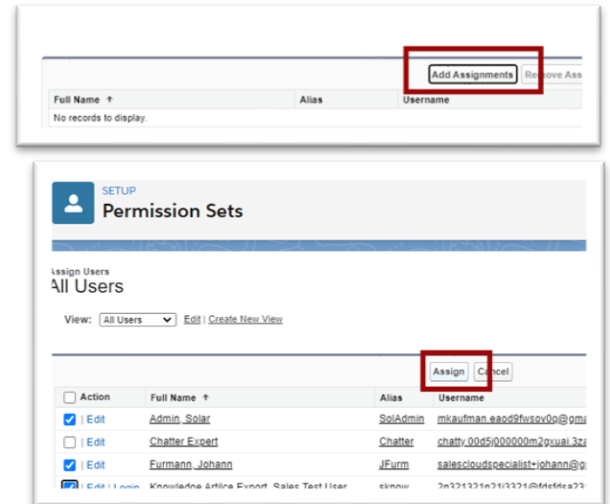
Install for All Users

Install for Specific Profiles...

Permission Set

This Permission Set “Fabulous Confetti” controls the access to the Component which is necessary. Assign the Permission Set to Users to allow them to see Fabulous Confetti. System Administrators can use the App without Permission set.

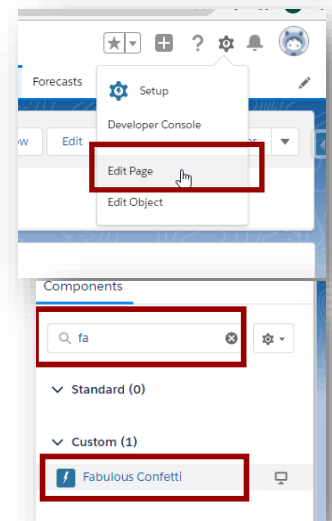
1. Click Setup -> Home
2. Search for “Permission Sets” and open Permission Sets
3. Select the Permission Set “*Fabulous Confetti*”.
4. Click “Manage Assignments”
5. Click “Add Assignments”
6. Select all the Users you want the App to be using and Click “Assign”
7. Check if all Users are assigned to Permission Set.



Initial Setup

The App “Fabulous Confetti” has one Lightning Web Component which needs to be added to the respective Lightning Page Layout and configured.

1. Select a record you want to enable “Fabulous Confetti”, for example a Case
2. Click the gear Icon at the top right and select “Edit Page”
3. In the Components pane on the left side search for “Fabulous”
4. Drag & Drop the component anywhere on the Lightning Page Layout
5. Configure Settings, save page and activate if necessary



Configuration Options:

Fabulous Fun Mode: Activates a mode to preview the confetti types and music.

Field: Defines the target Field, which triggers the Confetti or Music. *Example: 'Status'*

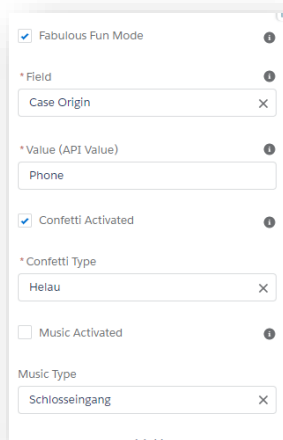
Value (API Value): Which target value should trigger the Confetti or Music. Please use the untranslated API Value. *Example: 'Closed'*

Confetti Activated: Activates Confetti if the target value in the target Field is reached.

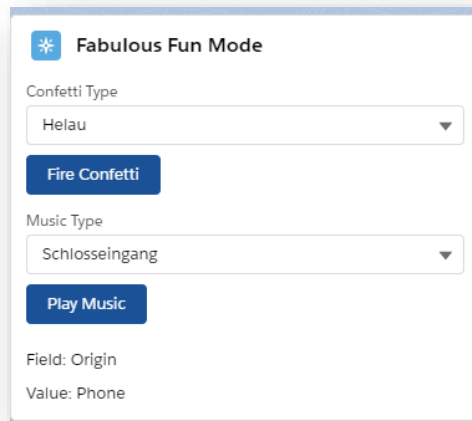
Confetti Type: Defines the type of confetti to be displayed.

Music Activated: Activates Music if the target value in the target Field is reached.

Music Type: Defines the type of music to be played.



A screenshot of a configuration form for 'Fabulous Fun Mode'. The form is titled 'Fabulous Fun Mode' and has a checked checkbox next to it. It contains several fields: 'Field' with a dropdown menu showing 'Case Origin', 'Value (API Value)' with a text input field containing 'Phone', 'Confetti Activated' with a checked checkbox, 'Confetti Type' with a dropdown menu showing 'Helau', 'Music Activated' with an unchecked checkbox, and 'Music Type' with a dropdown menu showing 'Schlosseingang'. Each field has a small 'i' icon to its right.



A screenshot of a preview view for 'Fabulous Fun Mode'. The title 'Fabulous Fun Mode' is at the top left. Below it, there are two dropdown menus: 'Confetti Type' with 'Helau' selected and 'Music Type' with 'Schlosseingang' selected. Below each dropdown is a blue button: 'Fire Confetti' and 'Play Music'. At the bottom, there are two lines of text: 'Field: Origin' and 'Value: Phone'.

FAQ

Experience support (Communities)

Question: Does Fabulous Confetti work in Experience (Communities)?

Answer: Yes. You can add Fabulous Confetti to Experience Record Pages. Be aware that the component needs to be defined slightly different. You have to explicitly enter the Object API name and Field Names are not shown as a suggestion.

Mobile support

Question: Does Fabulous Confetti work in Salesforce Mobile?



Answer: No, Fabulous Confetti does not support Mobile yet.

Custom confetti or music

Question: Does Fabulous Confetti support custom confetti or music?

Answer: No, Fabulous Confetti does not support custom confetti or music yet.

Credits

The following people all helped me out tremendously, thank you so much!

Music: Rob Cowell

Ideas: Nana Gregg, Irina Rodine, Joni Bryan, Johannes Kramer

Confetti Code: Narender Singh, Guillaume Rebmann

Consulting: Atul Gupta

Code Review: Tim Mathis

Beta Tester: Deepshikha Rajput , James Hunsberger

